

DD12HWB	BRIGHT RED
DD12GWB	GREEN
DD12YWB	YELLOW

Features

- SUITABLE FOR LEVEL INDICATORS.
- LOW CURRENT OPERATION.
- EXCELLENT ON/OFF CONTRAST.
- WIDE VIEWING ANGLE.
- MECHANICALLY RUGGED.
- DIFFERENT COLORS IN ONE UNIT AVAILABLE.
- BLACK FACE, WHITE SEGMENT.

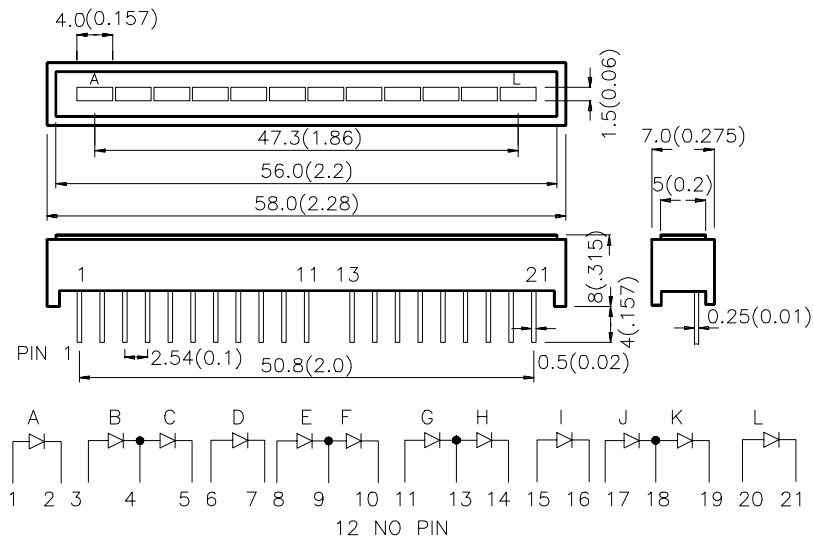
Description

The Bright Red source color devices are made with Gallium Phosphide Red Light Emitting Diode.

The Green source color devices are made with Gallium Phosphide Green Light Emitting Diode.

The Yellow source color devices are made with Gallium Arsenide Phosphide on Gallium Phosphide Yellow Light Emitting Diode.

Package Dimensions & Internal Circuit Diagram



Notes:

1. All dimensions are in millimeters (inches).
2. Tolerance is $\pm 0.25(0.01)$ unless otherwise noted.
3. Lead spacing is measured where the lead emerge package.
4. Specifications are subject to change without notice.

Selection Guide

Part No.	Dice	Iv (ucd) @ 10 mA		Description
		Min.	Typ.	
DD12HWB	BRIGHT RED (GaP)	900	1400	12 Segments Bargraph-Display
DD12GWB	GREEN (GaP)	2200	5600	
DD12YWB	YELLOW (GaAsP/GaP)	1400	3600	

Electrical / Optical Characteristics at T_A=25°C

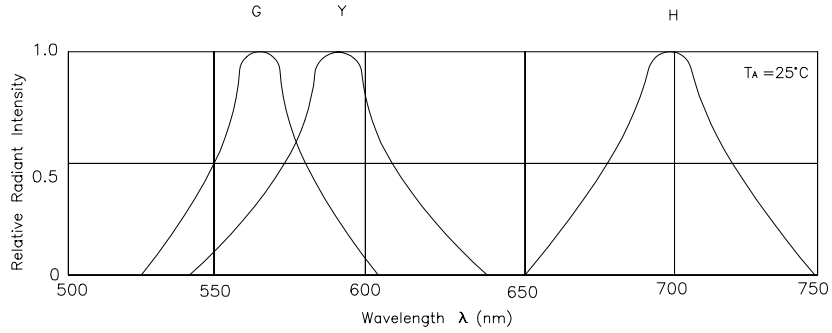
Symbol	Parameter	Device	Typ.	Max.	Units	Test Conditions
λ_{peak}	Peak Wavelength	Bright Red Green Yellow	700 565 590		nm	IF=20mA
λ_D	Dominate Wavelength	Bright Red Green Yellow	660 568 588		nm	IF=20mA
$\Delta\lambda_{1/2}$	Spectral Line Halfwidth	Bright Red Green Yellow	45 30 35		nm	IF=20mA
C	Capacitance	Bright Red Green Yellow	40 15 20		pF	VF=0V;f=1MHz
V _F	Forward Voltage	Bright Red Green Yellow	2.25 2.2 2.1	2.5 2.5 2.5	V	IF=20mA
I _R	Reverse Current	All		10	uA	VR = 5V

Absolute Maximum Ratings at T_A=25°C

Parameter	Bright Red	Green	Yellow	Units
Power dissipation	120	105	105	mW
DC Forward Current	25	25	30	mA
Peak Forward Current [1]	120	140	140	mA
Reverse Voltage	5	5	5	V
Operating/Storage Temperature	-40°C To +85°C			
Lead Solder Temperature [2]	260°C For 5 Seconds			

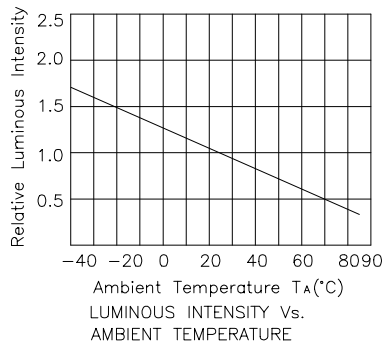
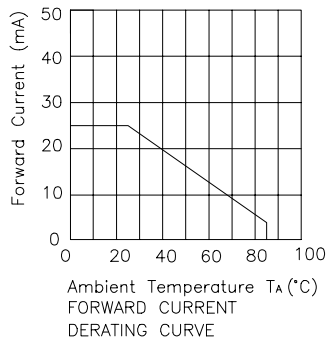
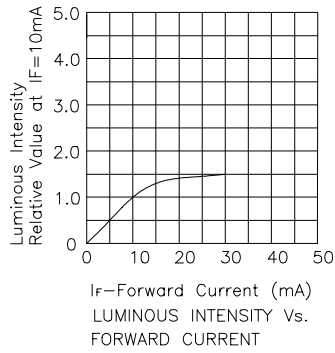
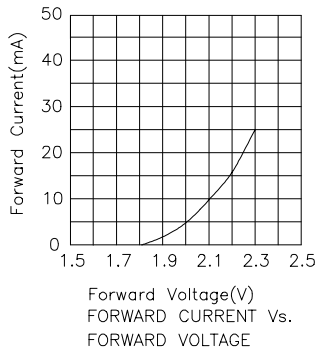
Notes:

- 1/10 Duty Cycle, 0.1ms Pulse Width.
- 4mm below package base.

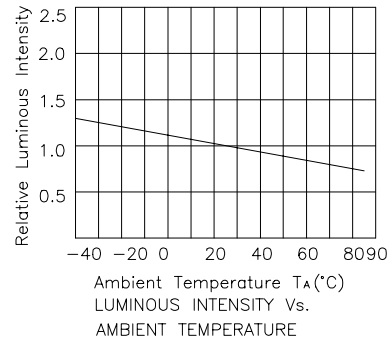
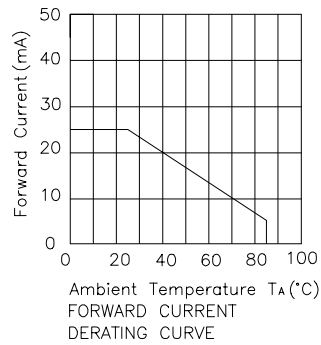
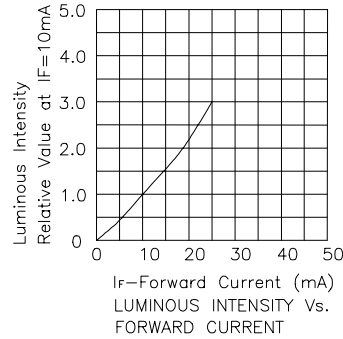
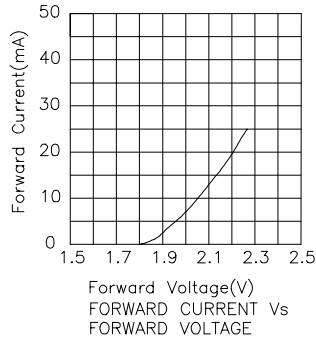


RELATIVE INTENSITY Vs. WAVELENGTH

Bright Red DD12HWB



Green DD12GWB



Yellow DD12YWB

